










Toddler/Preschool Program At Home



<p>Cognitive/ Language</p>	<p>Language basket: - a basket filled with assorted objects</p> <p>Kitchen basket: measuring cups, rolling pin, apron, whisk, bowls, tongs, twist top containers, snap lock containers</p> <p>Letter basket: the letter “B” and things that start with b</p>	 <p>TTS-Group</p>	<p>Matching activity: -take any set of toys and arrange them on a blank paper -take a picture, print it, laminate it if you can - demonstrate how to match the toys to the picture</p> <p><i>Extension:</i> - counting the toy - sorting them biggest to smallest or by colour - put them all on a tray, take one away and ask what’s missing</p>	
<p>Fine Motor</p>	<p>Painting with water: -paper -small cup of water -paint brush</p> <p><i>Extension:</i> -use other “paintbrushes”; q tips, cotton balls, paint rollers, feathers -use “taste safe paint” such as ketchup, mustard, and soya sauce for younger toddlers</p>	 <p>HappyNessipunto.com</p>	<p>Scooping and pouring: -large bin or tray -Pom poms, dry beans, cut up straws, etc - spoons of different sizes, bowls</p> <p><i>Extension:</i> -colour sorting -make a “recipe” card that asks for a number of specific pieces from the bin -hide some numbers or letters in the materials to hide and seek</p>	 <p>fantasticfunandlearning.com</p>

<p>Practical Life/ Chores</p>	<p>Laundry: -loading the washing machine -matching socks -folding facecloths</p> <p><i>Extension:</i> Now that we're not rushing to get out the door in the morning, it's a good time to let your child practice dressing themselves. You may be able to get half an hour of work down while they put socks on...and off</p>		<p>Washing: -hand wash toys with sponge and soapy water -cleaning windows with a damp cloth (older children can use a spray bottle as well) -washing dishes with a small sponge or scrub brush. If they can't stand safely at the sink, it can be done in a bin with soapy water.</p>	 <p>Whereimaginationgrows.com</p>
<p>Art and Craft</p>	<p>Car painting: -large paper, or a few papers taped to the table -paint -toy cars Squeeze out some finger paint onto the paper and roll the cars through it to make car tracks</p> <p><i>Extension:</i> If you're feeling brave try hitting the paint with a fly swatter!</p>		<p>Coffee filter flower -coffee filter -markers -spray bottle or moistened cotton balls -pipe cleaners</p> <p>On a waterproof tray, colour or scribble all over the coffee filter. Wet the coffee filter either by spray bottle or dabbing it with wet cotton balls. Let it dry, pinch the centre, wrap with a pipe cleaner and enjoy your flower!</p>	